



Kindergarten Packet



SIGHT WORDS

List 1

Check the words off the list as you learn them. Color in the smiley face at the top when the list is mastered!

	I		and
	a		the
	in		to
	is		you
	on		he
	at		be
	as		we
	an		she
	if		by
	up		my
	of		so
	or		it
	all		



SIGHT WORDS

List 2

Check the words off the list as you learn them. Color in the smiley face at the top when the list is mastered!

	go		his
	no		they
	see		this
	way		have
	do		one
	who		had
	day		but
	may		not
	that		what
	was		were
	for		when
	are		your
	with		



SIGHT WORDS

List 3

Check the words off the list as you learn them. Color in the smiley face at the top when the list is mastered!

	can		her
	said		make
	use		like
	each		him
	there		time
	their		has
	which		look
	how		two
	will		more
	them		write
	then		than
	these		been
	some		



SIGHT WORDS

List 4

Check the words off the list as you learn them. Color in the smiley face at the top when the list is mastered!

	sit		would
	did		could
	now		should
	down		into
	long		number
	get		people
	come		first
	made		water
	from		called
	word		find
	other		part
	about		other
	many		



SIGHT WORDS

List 5

Check the words off the list as you learn them. Color in the smiley face at the top when the list is mastered!

new

put

take

big

live

such

me

men

just

us

name

off

good

end

man

well

say

work

help

back

too

give

much

our

set



SIGHT WORDS

List 6

Check the words off the list as you learn them. Color in the smiley face at the top when the list is mastered!

	where		small
	most		must
	time		does
	right		here
	old		why
	any		went
	same		need
	tell		home
	boy		try
	came		hand
	want		play
	show		away
	three		



SIGHT WORDS

List 7

Check the words off the list as you learn them. Color in the smiley face at the top when the list is mastered!

	air		read
	still		land
	over		move
	only		kind
	little		again
	know		spell
	place		house
	very		point
	after		page
	think		mother
	great		father
	also		sound
	large		



SIGHT WORDS

List 8

Check the words off the list as you learn them. Color in the smiley face at the top when the list is mastered!

	year		ask
	sing		different
	sentence		picture
	through		change
	before		animal
	means		letter
	following		answer
	around		found
	form		study
	another		learn
	even		American
	because		world
	turn		



SIGHT WORDS

List 9

Check the words off the list as you learn them. Color in the smiley face at the top when the list is mastered!

	add		fight
	food		night
	last		open
	keep		got
	stop		run
	own		side
	city		feet
	life		car
	left		took
	don't		book
	saw		sea
	light		miss
	might		



SIGHT WORDS

List 10


Check the words off the list as you learn them. Color in the smiley face at the top when the list is mastered!

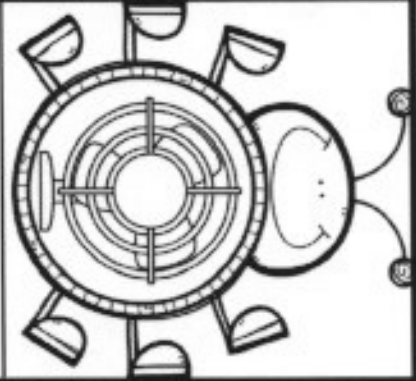
	eat		start
	four		plant
	let		under
	cut		story
	girl		few
	for		while
	soon		close
	high		seem
	near		next
	between		hard
	school		those
	tree		white
	never		





My Name _____


Write the word
on the line.







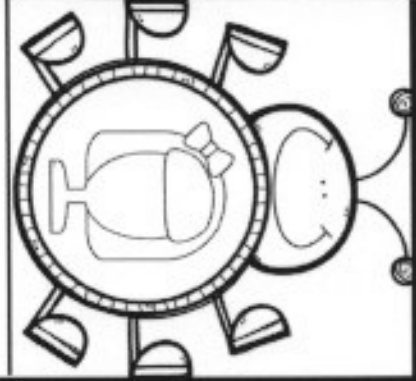



























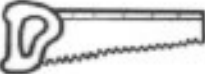




















Make a List

write some "AT" words on the lines and draw pictures to match.



Which one rhymes?

Color the picture in the first box. Then color both pictures in the row that rhyme.

Name: _____

I Can Read Sentences

Directions: Highlight, circle, or underline all of the word family words. Then read each sentence. Color a smiley face each time you read the page. Read the page three times.


I see the yellow cab.



He likes to dab.



They like to gab.



He is in the lab.



The can has a tab.



Name _____ **Time to Read**

Read the short passage. Answer the questions.

Illustrate the story.

Sweet Tooth

A lot of people say that Tony has a sweet tooth. This means that he loves to eat sweet foods. Tony likes cookies, candies, ice cream and cakes. His favorite sweet food to eat is chocolate chip cookies. He is always begging his mom to bake them! Every weekend, Tony and his mom make a dessert to eat after dinner. Tony's mom only allows him to have one sweet treat a day. If it was up to Tony, he would eat sweets all day long!

1. What do people say about Tony?

2. What does it mean to have a "sweet tooth"?

3. What is Tony's favorite type of sweets?

4. How many sweet treats is Tony allowed?

Name _____

Reading Comprehension

Read the short passage and answer the questions.

A Cake for Jan

Tomorrow is Jan's birthday. She will be eight years old. Jan loves cake. Her favorite kind of cake is chocolate. Joe, Jan's brother, is going to bake her a cake! He will use a chocolate cake mix and pink icing. On the cake he will write, "Happy Birthday Jan!" He knows that she will love it!



1. Who has a birthday tomorrow?

- ☐ a Joe
- ☐ b Lou
- ☐ c Jan
- ☐ d Mary

2. Who is going to bake a cake?

- ☐ a Julie
- ☐ b Joe
- ☐ c Ryan
- ☐ d Jan

3. Who is Joe?

- ☐ a Jan's brother
- ☐ b Jan's father
- ☐ c Jan's friend
- ☐ d my teacher

4. What is Jan's favorite kind of cake?

- ☐ a strawberry
- ☐ b vanilla
- ☐ c white
- ☐ d chocolate

Name _____

Making Predictions

Read the story and answer the questions.

Fun in the Mud

Matt's dog has been outside all day. When he went to the door to come inside, he was covered in mud. "Oh no! What did you do?" yelled Matt. Matt's dog jumped up at him. "It's okay. Stay right here," said Matt. Matt went inside and grabbed a bottle of soap. Then he went over to the hose and turned it on.




1. What do you predict will happen next?

2. Why do you think that?

MY favorite CHARACTER

is

because



[illegible]

My Favorite **ICE CREAM**



Handwriting practice lines consisting of solid top and bottom lines with a dashed middle line. There are five sets of these lines for writing practice.

My ice cream


A large, empty rectangular box for drawing or coloring the ice cream.

MY FAVORITE PART

Title: _____



Picture: _____



Sentence: _____

Mense, 2019

LET'S DO SOME RESEARCH!



My Favorite animal is a:






What does it eat?

How does it protect itself?

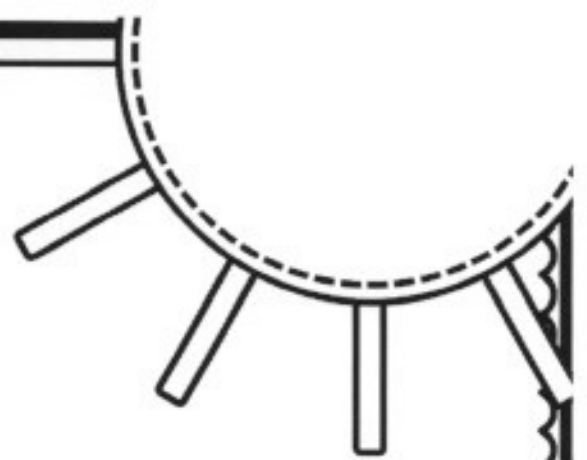
Write a cool fact that you learned about it.

It looks like this:

DRAW A FROG





Four sets of horizontal lines for writing, each consisting of a solid top line, a dashed middle line, and a solid bottom line.



Bugs

Tally Table

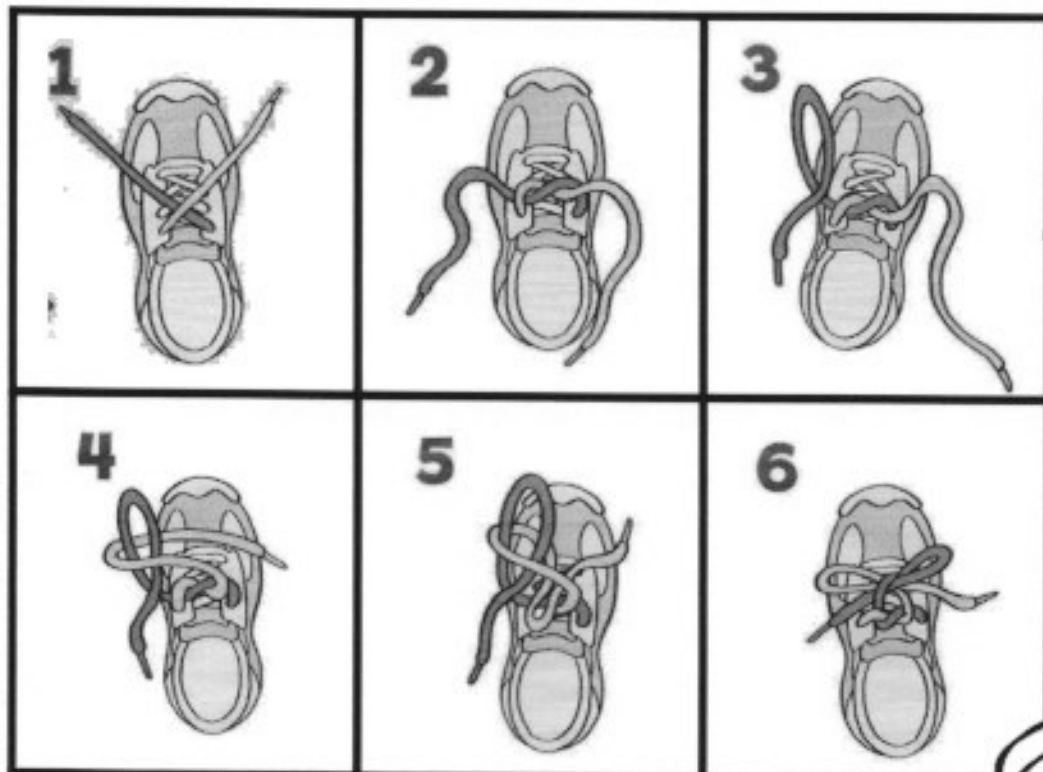
Totals:

 with wings		
 without wings		


Analyze your Data



Tie YOUR SHOES



Color a shoe for each time
you practiced!





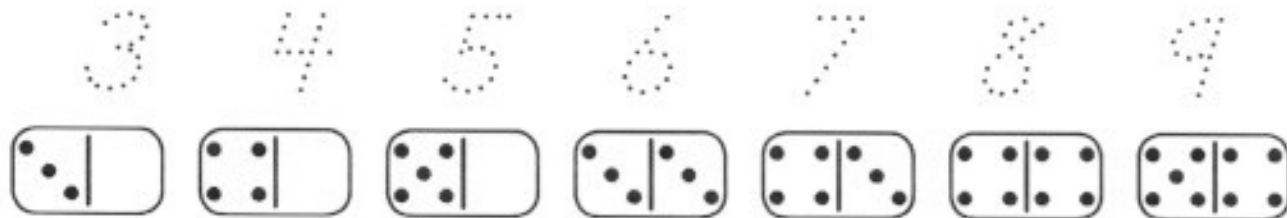
I can write my
numbers

NAME _____

DATE _____

Comparing Cube Trains

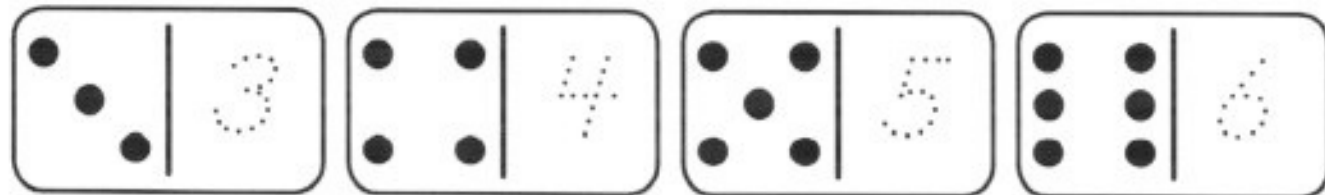
1 Trace the numbers.

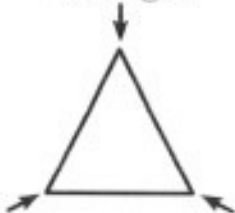



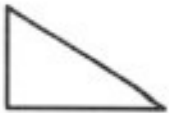





2 Count the cubes. Write the number to show how many. Draw an X on the train that is longer.

NAME _____

DATE _____

Triangles, Squares & Rectangles How Many Corners?**1** Trace the numbers.**2** Count and record the number of corners on each shape. You can add an arrow at each corner if it helps.

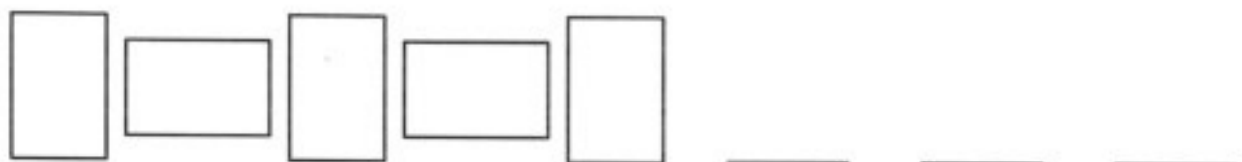
Triangle How many corners? 	Triangle How many corners? 
Rectangle How many corners? 	Square How many corners? 
Triangle How many corners? 	Rectangle How many corners? 
Square How many corners? 	<div style="background-color: black; color: white; text-align: center; padding: 2px;">CHALLENGE</div> Hexagon How many corners? 

NAME _____

DATE _____

Shape Patterns

Draw the 3 shapes you think should come next in each pattern below.

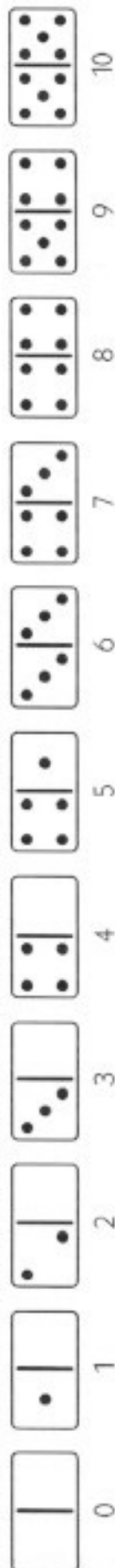
1**2****3****4****5**

NAME _____

DATE _____

How Many? Sheet 1

Use the numbers and the dominoes to help solve the problems below.

**1** Count the bugs and record the number.

NAME _____


DATE _____

Adding One More


Use the numbers to help solve the problems below.

0 1 2 3 4 5 6 7 8 9 10

Solve the addition problems. Use the pictures to help.




$$3 + 1 = \underline{\quad}$$



$$2 + 1 = \underline{\quad}$$




$$4 + 1 = \underline{\quad}$$




$$1 + 1 = \underline{\quad}$$



$$7 + 1 = \underline{\quad}$$



$$5 + 1 = \underline{\quad}$$























$$8 + 1 = \underline{\quad}$$



name _____

Count the butterflies in the jar. How many more do you need to make 10? Write the equation on the line.


 _____ + _____ = <u>10</u> 	 _____ + _____ = <u>10</u> 
 _____ + _____ = <u>10</u> 	 _____ + _____ = <u>10</u> 
 _____ + _____ = <u>10</u> 	 _____ + _____ = <u>10</u> 
 _____ + _____ = <u>10</u> 	 _____ + _____ = <u>10</u> 
 _____ + _____ = <u>10</u> 	 _____ + _____ = <u>10</u> 

NAME _____


DATE _____

Butterfly Countdown Subtract One


Solve the subtraction problems. Use the pictures to help.




$$10 - 1 = \underline{\quad}$$




$$8 - 1 = \underline{\quad}$$



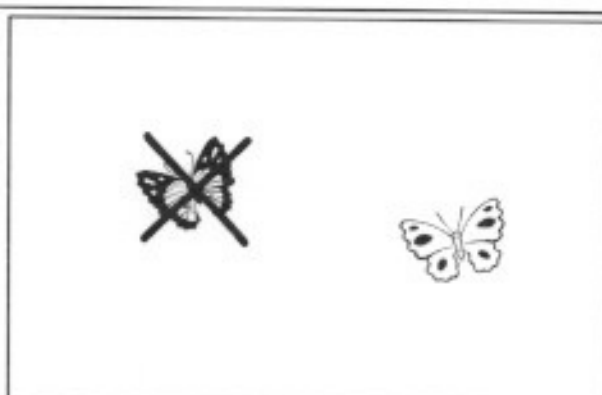
$$4 - 1 = \underline{\quad}$$



$$6 - 1 = \underline{\quad}$$



$$7 - 1 = \underline{\quad}$$



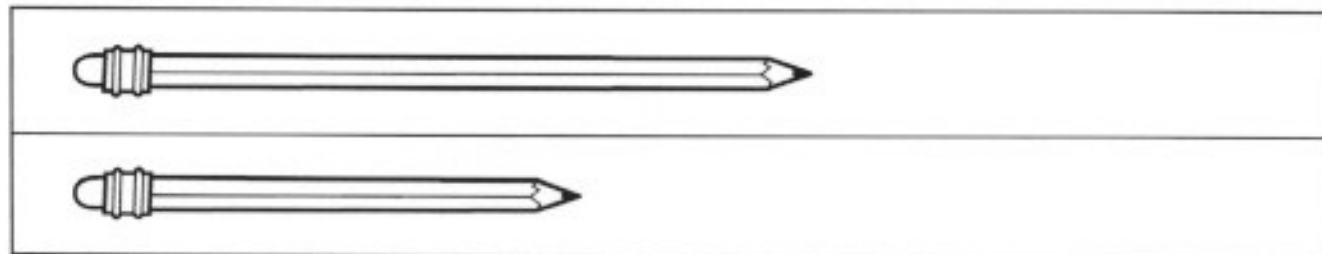
$$2 - 1 = \underline{\quad}$$

NAME _____

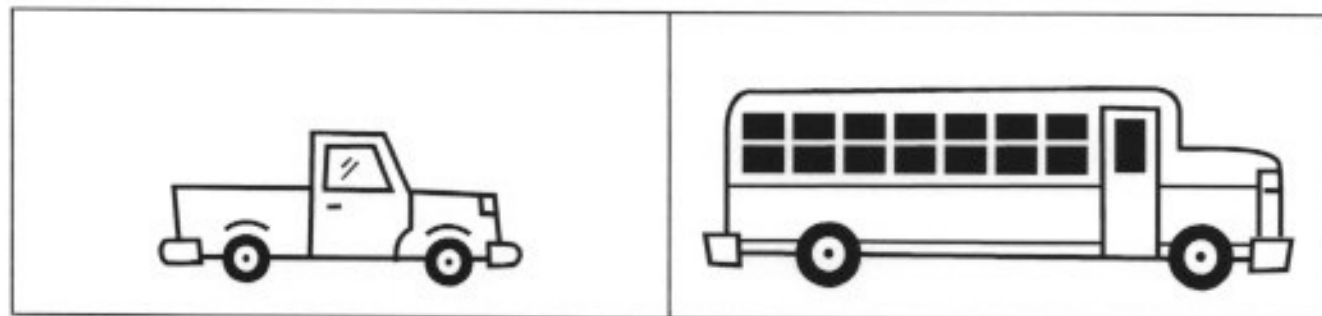
DATE _____

Which Is Longer? Which Is Shorter?


- 1 Draw a red X on the longer pencil. Color the shorter pencil green.



- 2 Color the longer vehicle yellow. Draw a circle around the shorter vehicle.



- 3 Color the longest ribbon blue. Color the shortest ribbon red.













NAME _____

DATE _____

Comparing Pennies: 0 1 2 3 4 5

1 How many pennies are there in each hand? Write the number to show. Draw a blue X on the hand with fewer pennies.

			
Pennies 	Pennies 	Pennies	Pennies
			
Pennies	Pennies	Pennies	Pennies

2 Color the longest ribbon green. Color the shortest ribbon brown.

